

INVESTOR PRESENTATION

November 2024



Forward Looking Statements

This presentation contains “forward-looking statements” within the meaning of Section 27A of the Securities Act of 1933, as amended, and Section 21E of the Securities Exchange Act of 1934, as amended, that are intended to be covered by the “safe harbor” created by those sections, including statements regarding our future performance, ability to enter into future partnerships, future portfolio and ability to obtain future regulatory approval.

All statements in this presentation that are not based on historical fact are forward-looking statements. Forward-looking statements can generally be identified by the use of forward-looking terms such as “believe,” “expect,” “may,” “will,” “should,” “could,” “seek,” “intend,” “plan,” “estimate,” “anticipate” or other comparable terms. While management has based any forward-looking statements on its current expectations, the information on which such expectations are based may change. Forward-looking statements involve inherent risks and uncertainties which could cause actual results to differ materially from those in the forward-looking statements, as a result of various factors including those risks and uncertainties described in the risk factors and management’s discussion and analysis of financial condition and results of operations sections of our most recent annual report on Form 10-K and any subsequent quarterly reports on Form 10-Q. We urge you to consider those risks and uncertainties in evaluating our forward-looking statements. We caution readers not to place undue reliance upon any such forward-looking statements, which speak only as of the date hereof. Except as otherwise required by the federal securities laws, we disclaim any obligation or undertaking to publicly release any updates or revisions to any forward-looking statement contained herein (or elsewhere) to reflect any change in our expectations with regard thereto or any change in events, conditions or circumstances on which any such statement is based.

In this document, we present management estimates of the total addressable markets for our products that are based on studies, publications, surveys, and other data prepared by third-party sources that we believe to be reliable and that are customarily relied upon by companies in our industry. Such estimates reflect the belief of our management as of the date of this presentation. However, we have not independently verified and make no representation as to the adequacy, fairness, accuracy, or completeness of such third-party studies, publications, surveys, and other data.

This presentation includes certain financial measures not presented in accordance with generally accepted accounting principles in the United States (“GAAP”), which are used by management in making operating decisions, allocating financial resources, and internal planning, and forecasting, and for business strategy purposes, have certain limitations, and should not be construed as alternatives to financial measures determined in accordance with GAAP. The non-GAAP measures as defined by us may not be comparable to similar non-GAAP measures presented by other companies. Presentation of such measures, which may include adjustments to exclude unusual or non-recurring items, should not be construed as an inference that our future results will be unaffected by other unusual or non-recurring items. A reconciliation is provided elsewhere in this presentation for each non-GAAP financial measure to the most directly comparable financial measure stated in accordance with GAAP.

© Copyright 2024 Energous Corporation. Energous®, the Energous logo, WattUp®, and other designated brands included herein are trademarks of Energous in the United States and other countries. All other trademarks are property of their respective owners.



Supply Chains Play a Vital Role in Business Success

- Poor inventory management and lack of visibility for online retailers could lead to financial losses amounting to **\$300 Billion*** dollars annually for US retailers.
 - Estimated average of 3% of packages don't reach customers on time
 - Value of a missing, damaged, or lost package is worth 6X the cost of the package itself
- Cold chain applications are causing financial losses amounting to **\$46.7 Billion*** dollars annually due to retailers' lack of visibility in managing temperature-sensitive products.
- The World Health Organization (WHO) reports that up to **50% of vaccines*** are wasted globally every day due to lack of visibility in temperature control, caused by logistics issues.

* Coresight Research <https://coresight.com/>
United Nations. "Sustainable Cold Chain and Food Loss Reduction," November 2019.
WHO report https://iris.who.int/bitstream/handle/10665/68463/WHO_VB_03.18.Rev.1_eng.pdf?sequence=1&isAllowed=y



COST

Proactive supply chain management to fix problems before they get expensive

Identify operational inefficiencies and apply corrective actions on the fly



VISIBILITY

“Always On” monitoring via laptop or mobile device



What if...

you could have a constant pulse on your supply chain—24/7/365



DATA

Facilitate data and alerts to detect and resolve problems when they happened



PEOPLE

Increase visibility and redeploy people to higher value tasks

COST

Reduce infrastructure cost by eliminating batteries, cables, and wires

Reduce maintenance costs by eliminating batteries, and minimizing operational support and services



FLEXIBILITY

No wires or cables enables an optimized supply chain infrastructure

What if...
you could reduce
operational costs while
increasing automation



DATA

Streamlined data enables real-time supply chain visibility



PEOPLE

Less manual intervention and more automation

Energous is the Answer

Pioneering scalable, over-the-air (OTA) wireless power networks (WPNs) that enable unprecedented levels of visibility, control, and intelligent business automation



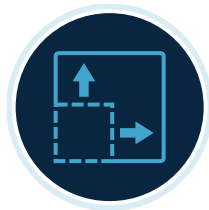
Our transmitters are the backbone of WPNs

- Delivering always on, automated energy flow that optimizes IoT device performance
- Acting as data links for IoT devices, enabling them to efficiently communicate valuable data and insights back to the cloud

Transforming Supply Chain Management



Reduce costs, eliminate e-waste, and expand the scope of innovation



Unparalleled mobility and flexibility for more efficient and adaptive operations



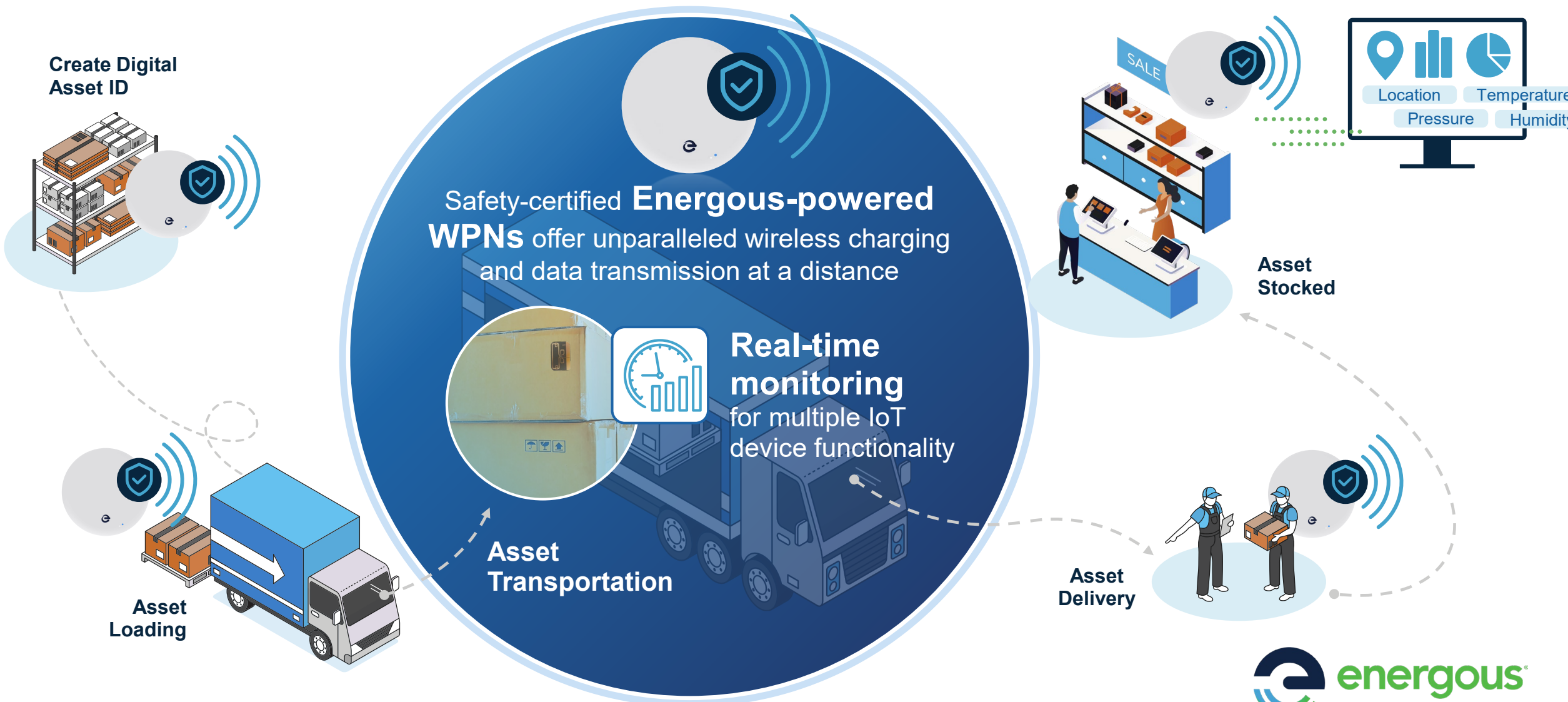
Streamline data management, enabling seamless communication



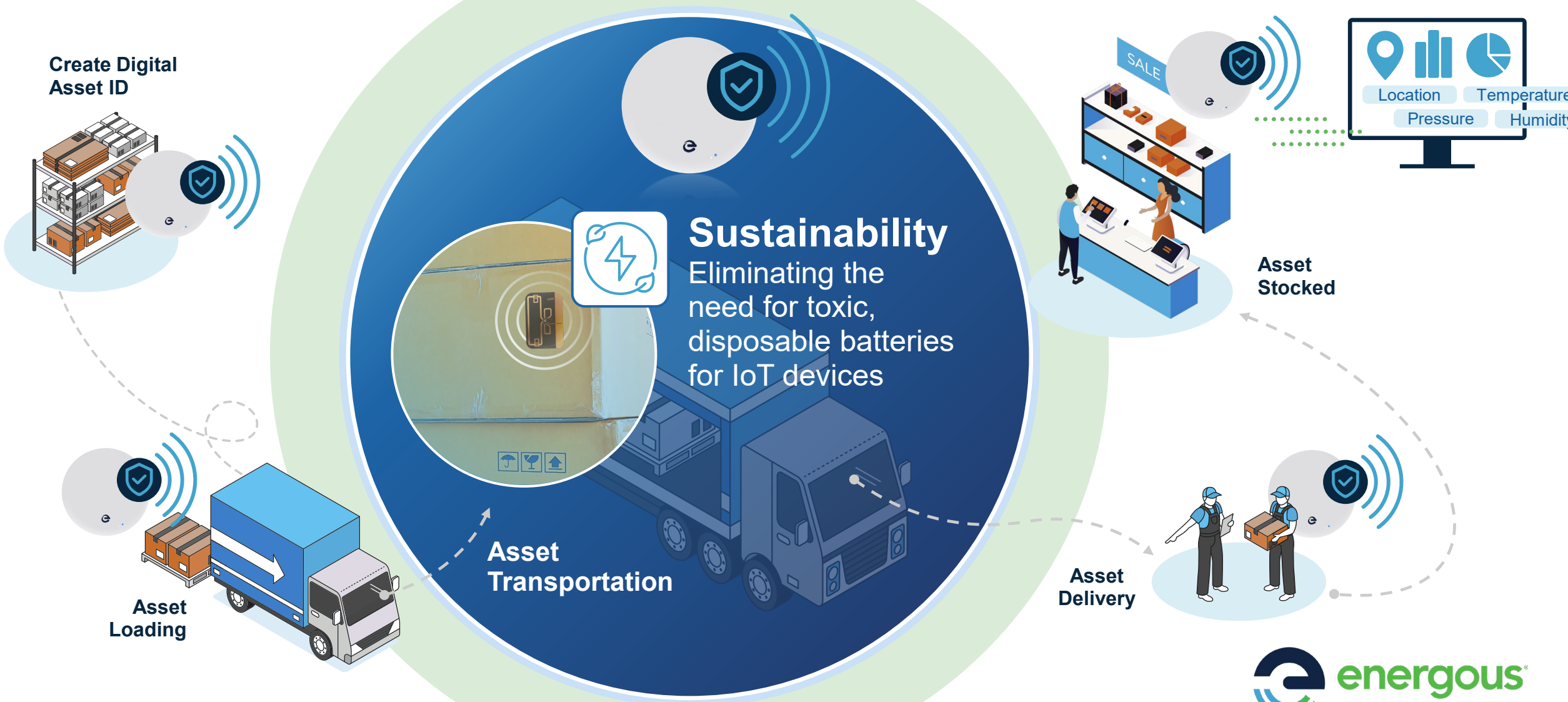
Higher levels of automation enabling less manual intervention

Enabling a new generation of battery-free IoT devices for asset and inventory tracking and management

Energizing a Smart, Real-time Asset Journey



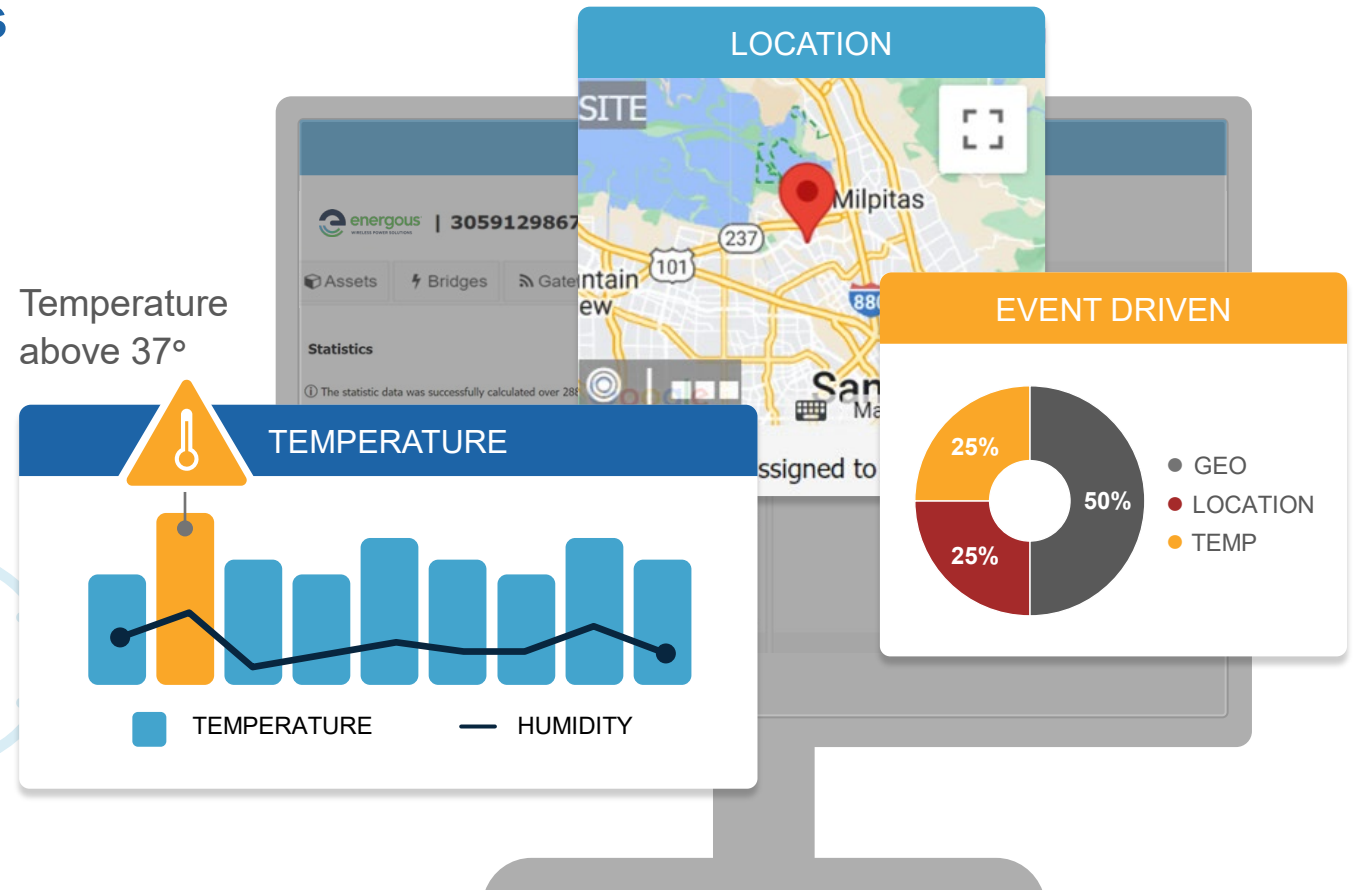
Energizing a Smart, Real-time Asset Journey



Providing Actionable Real-time Data

Energous Cloud platform delivers real-time insights via easy-to-use app or desktop browser

- Asset temperature and humidity
- Accurate asset location
- Validation from origin to last mile



Disrupting the Enterprise

Energous wireless power solutions are changing the way businesses operate



Customizable for wide range of use cases and geographies

Global Regulatory Certifications
114+ countries

Strong Patent Portfolio
250+ patents

Industry-leading Safety Standards:
RF | EMC | health | safety standards

Competitive Advantage

Features	Energous	Competition	Benefits
High Output Power Delivery	8W	1W	Higher Levels of Asset Visibility
Enterprise Grade	✓	✗	Weather-proof, Robust Form Factor
High Asset Visibility	Up to 99%	Low 80's%	Minimizes Product Loss / Diversion
Proprietary Semiconductor Technology	✓	✗	Strong Patent Portfolio
Global Regulatory Certification	✓	✗	Guaranteed Safe Operation

Market Opportunity: Powering Ambient IoT

Ambient IoT harvests energy from the environment to connect and automate devices

Enabling a new class of battery-less sensors and RF tags powered by Energous



TRILLIONS
OF AMBIENT IOT UNITS*
EXPECTED 3-YEAR
MARKET GROWTH



IoT Sensors

Bluetooth Sensor technology will soon add higher-accuracy distance and more accurate measurement to a new class of IoT devices

TAM \$16B*



RF Tags

A new class of very low-cost tag is enabling a new category of asset tracking solutions to significantly improve supply chain

TAM \$15.8B*

* <https://www.bluetooth.com/2023-market-update/>
<https://www.marketsandmarkets.com/Market-Reports/rfid-market-446.html>
<https://www.marketsandmarkets.com/Market-Reports/sensors-iot-market-26520972.html>

Solving the IoT Problem, Safely

- **Integrated Silicon, Antennas, Receivers & Transmitters**
 - Custom-designed for optimal energy and data transfer
- **PowerBridge Wireless Networks**
 - Enable universal over-the-air wireless power grids for all IoT devices
- **IoT Device Data Management**
 - Streamlines data handling for connected devices.
- **Smart Power Distribution**
 - Automates energy flow to optimize device performance
 - Enables tracking and data centric IoT business models
- **Dedicated software dashboard**
 - Provides real-time monitoring and control over the network.

Regulatory Certification in World's Largest Markets



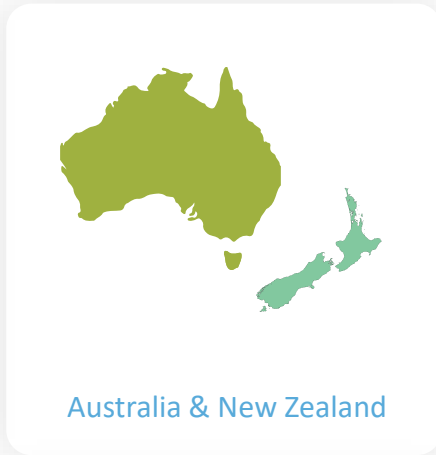
U.S. & Canada



United Kingdom



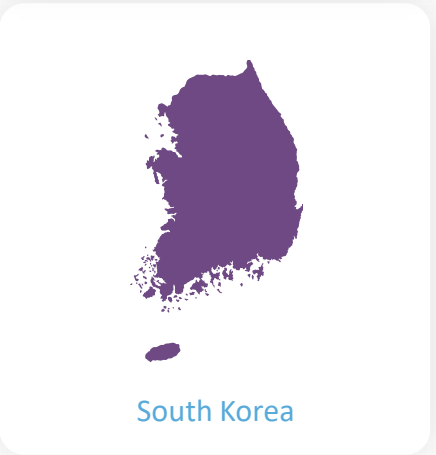
European Union



Australia & New Zealand



China



South Korea



India



Japan


Building a Strong Partner Ecosystem

IOT APPLICATIONS REQUIRE MULTIPLE TECHNOLOGY SOLUTIONS TO ENSURE SUCCESSFUL DEPLOYMENTS


TECHNOLOGY PARTNERSHIPS



SYSTEM INTEGRATORS




DISTRIBUTION



Growing Market Opportunities for IoT

DISCRETE MANUFACTURING



- Asset Tracking & Mgt.
- Inventory Control & Optimization
- Work-in-Progress (WIP) Tracking
- Supply Chain Visibility
- Quality Control & Traceability
- Lean Manuf. & JIT Production
- Maintenance & Asset Perf. Mgt.
- Operational Efficiency & Productivity

RETAIL



- Inventory Accuracy & Visibility
- Omni-Channel Retailing
- Loss Prevention & Security
- Customer Experience
- Efficient Operations & Labor Mgt.
- Supply Chain Optimization
- Cold Chain Monitoring
- Temp, Humidity, Timing
- Compliance Requirements

TRANSPORTATION AND LOGISTICS



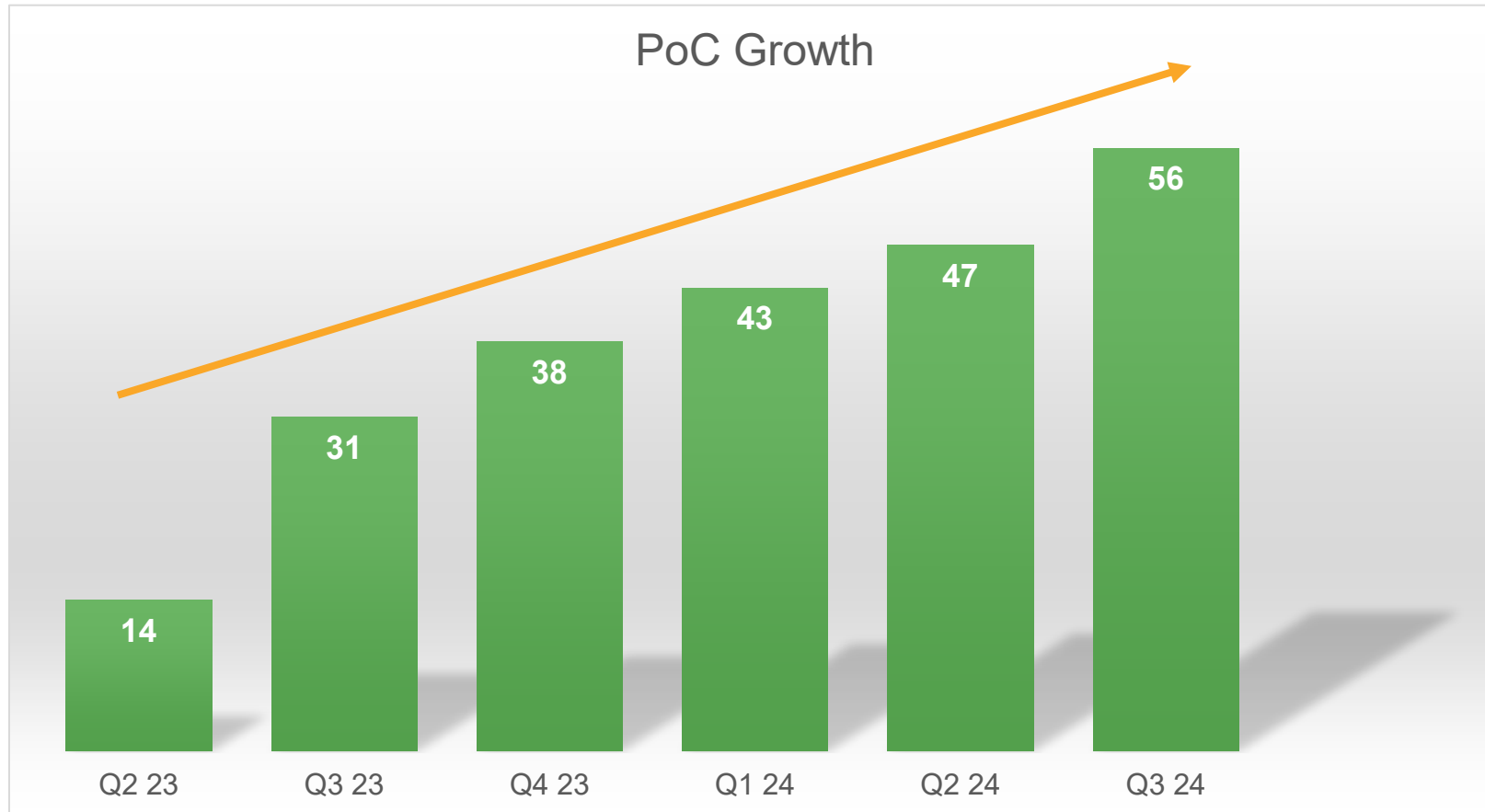
- Supply Chain Visibility
- Inventory Management
- Asset Tracking & Mgt.
- Fleet Mgt. & Optimization
- Cargo Security & Traceability
- Regulatory Compliance
- Efficiency & Productivity

Proofs of Concept (PoCs)

- **Energous-Powered Wireless Power Network (WPN) Trials**
 - Create individualized solutions that drive real-time visibility
 - Customers can see real-time benefit of our technology and how it can be applied throughout their organization

- **Working with Partners to Accelerate Trials**
 - Installation & configuration
 - Data visualization and cloud service
 - Dedicated technical support & on-site network expertise

Increased Demand for PoCs



PoC End Applications

- Logistics Medical
- Retail IoT
- Supply chain
- Cold chain

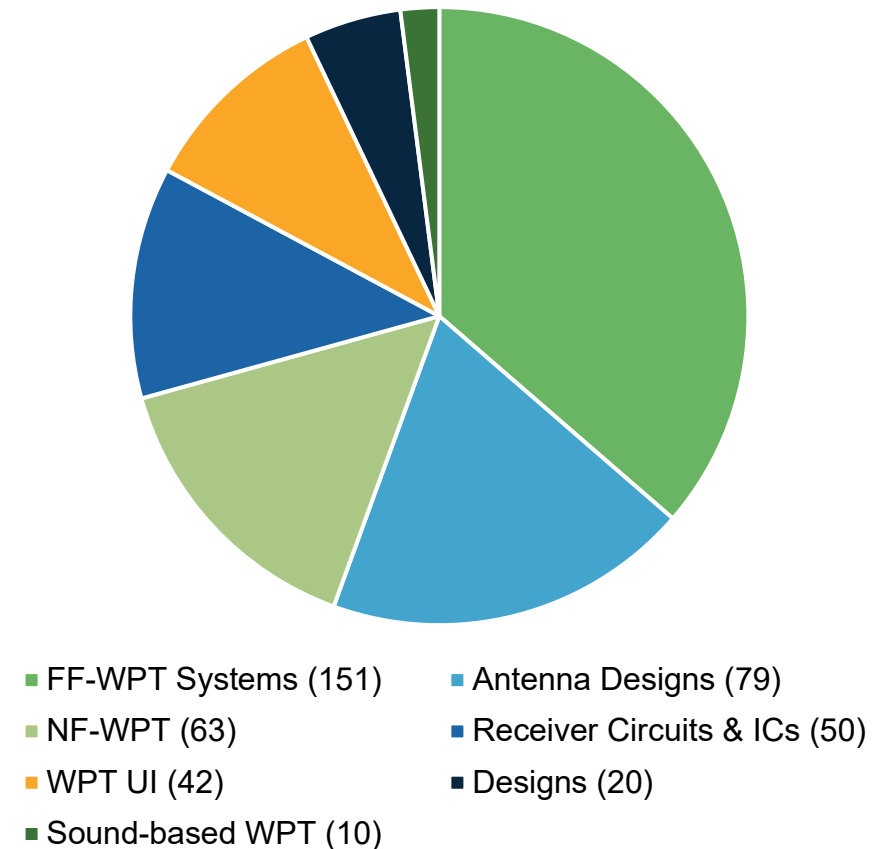
Regions

- USA
- EU
- APAC

Investment Highlights

- Holding a **250+ patent portfolio & regulatory-approved** silicon, modules, transmitters, and receivers
- Focused on rapidly expanding **Asset/Smart RF Tags, ESL, and IoT Sensors** markets and applications
- Transforming supply chain management with **WPN solutions** that deliver 24/7/365 visibility
- **\$650.5B TAM in 2026 and growing at 16.7% CAGR***
- Driving revenue growth opportunities through established **customer & partner relationships** and **production-ready IoT solutions**

Energous Patents



FY 2023 Financial Highlights & Non-GAAP Reconciliation

FY 2023 FINANCIALS

\$0.47M REVENUE

- GAAP net loss of \$19.4 million
- (or \$4.15 loss per basic and diluted share)

\$13.9M NET CASH

- No debt as of December 31, 2023

NON-GAAP RECONCILIATION

GAAP costs and expenses	\$22.57M
• Depreciation and amortization	\$0.19M
• Stock-based compensation	\$1.68M
• Severance expense	\$0.36M
Non-GAAP costs and expenses	\$20.35M

9 Months Ended September 30, 2024

FINANCIAL HIGHLIGHTS AND NON-GAAP RECONCILIATION

Year to Date Q3 2024 FINANCIALS

\$0.3M REVENUE

- GAAP net loss of \$14.3 million
- (or \$2.21 loss per basic and diluted share)

\$0.2M BACKLOG (as of November 8, 2024)

\$1.5M NET CASH

- No debt as of September 30, 2024

NON-GAAP RECONCILIATION

GAAP costs and expenses	\$15.2M
• Depreciation and amortization	\$ 0.1M
• Stock-based compensation	\$ 0.7M
• Severance expense	\$ 1.4M
Non-GAAP costs and expenses	\$13.0M

Energous Management

**Mallorie
Burak**

CEO & CFO



- Knightscope
- Alta Devices
- Southwall Technologies

**Giampaolo
Marino**

SVP Strategy and
Business Development



- ADI
- NXP
- TI

**Daniel
Lawless**

SVP Engineering
Systems Ops &
Regulatory Affairs



- Broadcom
- 3Com

Board of Directors

DAVID ROBERSON
CHAIR OF THE BOARD
RoseRyan,
Spansion Corp.,
Hewlett-Packard

J. MICHAEL DODSON
DIRECTOR
Quantum Corp,
Greenwave Systems,
Mattson Technology, Inc.

RAHUL PATEL
DIRECTOR
Qualcomm,
Broadcom,
Samsung Semiconductor

THANK YOU



energous[®]

WIRELESS POWER SOLUTIONS